

Ready to Work Performance and Versatility Delivered



Solutions for a Perfect Fit

Highly versatile in function. Constructed and approved for the harshest industrial environments. The IND570 is easily expanded with software, communication and control interfaces to meet process requirements – adding cost only when needed.



Flexible Control Options

Support for manual and automated weighing processes. Use operator routines to collect transaction data and guarantee consistency, quality and traceability. In automated systems, allow fast-updating digital I/O and integrated applications to take control, freeing operators for other assignments.



Secure, Efficient Access to Data

Convenient data management solutions provide data as you want it, when you need it. PLC, network, USB and standard serial communication interfaces available. Adapt data collection and transfer to meet the unique requirements of each weighing application.



Performance Monitoring

Improve system performance and avoid expensive down-time with proactive system monitoring. Smart, user-friendly diagnostic screens and reports provide important data to service personnel and system engineers, to help keep the system running at maximum potential. POWERCELL load cells provide digital load cell data to the IND570 for individual load cell diagnostics.



IND570 Industrial Weighing Terminal One Terminal, Many Solutions

Designed for performance and versatility, the IND570 industrial terminal is the easy choice for even the most challenging industrial weighing applications.

The IND570 features a broad offering of functions to manage weighing applications. Introducing advances in connectivity, performance verification and efficient, secure access to critical process data, the IND570 satisfies ever-increasing demand for measurement accuracy, reliability, efficiency and traceability.

METTLER TOLEDO

Technical Specifications

Physical and Electrical

Enclosures	Harsh environment model: 304L Stainless steel, IP69K certified. Includes fixed-angle brackets for wall mounting Panel mount model: Stainless steel front panel, aluminum chassis and integrated mounting hardware. Certified IP65 protection
Weight	3.2 kg (7 lbs)
Operating environment	-10°C to +40°C (14°F to 104°F), 10% to 95% relative humidity, non-condensing
Input power	AC: 85-264 VAC, 49-61 Hz, 500 mA (harsh and panel enclosure types) DC: 20-29 VDC, 1.25A (panel-mounted enclosure only; not available for POWERCELL version)

Scale Interface

Supported scale types	Analog: Up to 12 350 Ω load cells, 2 or 3 mV/V cells. 10 VDC excitation. A/D update rate >366 Hz SICSpro: High-Precision digital platforms and junction boxes that support Advanced Setup Mode (ASM). 90 Hz update rate. IDNet: High-Precision K-Line, +12V versions only, including T-Brick cell, M-Cell and Point-ADC POWERCELL: Supports one PowerDeck floor scale or a network of up to 14 POWERCELL PDX load cells, or PowerMount platforms
Units	kg, lb, tons, metric tons, g, dwt, lb-oz, oz, ozt, custom unit
Capacity & increments	Analog and POWERCELL: 2,000,000 maximum capacity; maximum 100,000 display increments IDNet and SICSpro: Determined by platform

Human-Machine Interface

Display	High contrast, high resolution OLED display with 25mm-high weight indication. Decreased power consumption with OLED technology
Status indicators	Gross, Net, active Range/Interval, Units, Motion, Center of Zero, MinWeigh, Service Icon
Metrology line	Displays capacity, increments and approval class
System line	Displays weighing system messages and application information
Auxiliary display	Select from SmartTrac™ (graphic display of weighing status), rate (weight/time) or discrete I/O status
Keypad	Tactile keypad for enhanced operator experience. Clear, Tare, Print, Zero keys. Navigation keyset. Alphanumeric keypad. 5 softkeys, programmable with up to 15 unique functions to customize operator interaction with a weighing application

Connectivity

USB Host	USB Host (standard): Type A connection, +5V at 500mA for connected devices. Supports external keyboards, barcode scanners and USB memory devices Use a USB hub for multiple device connection
Serial	COM1 serial port (standard; isolated in POWERCELL version) supports RS-232/422/485. Optional COM2 & COM3 serial ports support RS-232 and RS-232/422/485. COM4 (POWERCELL only) isolated serial port supports RS-232
Network	Optional Ethernet interface supports speeds of 10 Mb/s and 100 Mb/s using 10 Base-T, 100 Base-TX, 100 Base-FX, and 100 Base-T4. Fully compliant with IEEE standard 802.3 and 802.3x. Full duplex flow control supported. Supports 3 simultaneous socket connections.
Protocols	MT Continuous Output, MT Continuous Extended, CTPZ input, Demand Print, Continuous Template output, ARM100 Remote I/O, Shared Data Server access, SICS, ASCII input
Fieldbus	Supports any one of the following options: EtherNet/IP, Analog Output (4-20 mA or 0-10 VDC), PROFIBUS® DP, PROFINET®, ControlNet™, DeviceNet™, Modbus TCP
Discrete I/O	Either 2 inputs and 5 outputs or 5 inputs and 8 outputs available internally ARM100 Remote I/O modules can be used to expand total I/O support to 13 inputs and 20 outputs
Interface update rates	PLC cyclic data: 25 Hz. Int. Discrete I/O: 50 Hz. Ext. Discrete I/O (ARM100): 25 Hz

Integrated Applications

General	Simple, manual weighing, vehicle, silo and hopper weighing, transaction counter, accumulation/totalization, automatic tare/print/clear, auto-zero maintenance, x10 weight display
Material Transfer	Standard software supports single material filling or dosing with integrated I/O control
Checkweighing	Static checkweighing with intuitive graphical display and integrated I/O support
Remote Display	Functions as a remote display (via a serial or ethernet connection) for another METTLER TOLEDO terminal. Simple function control (clear, tare, zero, print) provided through the HMI
Data tables	Target Table stores values for up to 200 material IDs. Tare Table stores up to 99 tare weights
Alibi Memory	Stores individual transaction data. Export as .csv file for further use
Printing	10 customizable templates. Manual and automatic print triggers. Standard data and service reports available. Print via serial and Ethernet ports. Direct print to connected USB memory device. Direct print to USB printer is not supported
ID Prompting	Store up to four 30-step custom routines to guide users through an operating sequence. Use to assure consistency and collection of transaction data. Add external keyboard or barcode scanner to facilitate data entry

USB File Transfer








Optional Application PACs

COM-570	Retains advanced features and functions of the IND570 while communicating with existing systems via legacy METTLER TOLEDO product protocols, including 8142 Host, 8530 Host, PT6S3 and SMA. Input Command Template allows the IND570 to recognize and respond to customer-specific commands
Drive-570	Supports Inbound/Outbound vehicle weighing. Refer to Drive-570 data brief for details
Dyn-570	Specialized solutions for in-motion package weighing and multi-zone checkweighing. Refer to DYN-570 data brief for details
Fill-570	Advanced control of automatic filling, dosing and blending of up to six materials. Refer to Fill-570 data brief for details
TaskExpert™	TaskExpert gives qualified programmers the ability to adapt the standard capabilities of the IND570 to more closely align with a user's specific application requirements

Performance


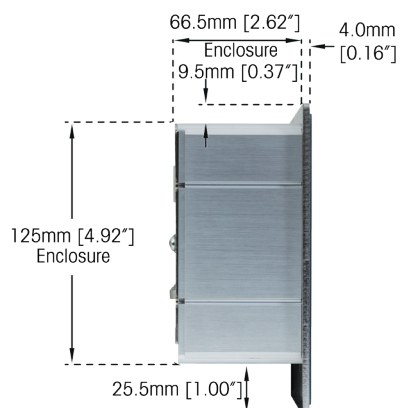
Diagnostics	Error and Maintenance Logs record system events. Service icon (🔧) displays to indicate an event requiring user/service attention. Terminal Status Report provides real-time system performance data, including POWERCELL load cell data
Email	Integrated email function can deliver system notifications to designated recipients. Proxy server login supported
Test Manager GWP®	Supports routine testing of weighing system for performance verification and compliance. Test procedures are stored in the terminal and users prompted when testing is required. GWP Log and reports support compliance efforts.
Web Server	Built-in web server provides tools for examining terminal and POWERCELL operation over a network using just a web browser

Approvals


Weights and Measures	USA	NTEP Class II 100,000d, Class III/IIIL 10,000d, CoC 13-123
	Canada	Class II 100,000d, Class III 10,000d, Class IIHD 20,000d, AM-5593
	Europe	OIML R76 Class II approved divisions determined by platform; Classes III and IIII 10,000e, TC8458
	Pending	MID R51, MID R61, Australia, South Africa, Brazil
Hazardous areas	Please contact a METTLER TOLEDO representative for information about the IND570xx models for Division 2 and Zone 2/22 hazardous areas	
Product Safety	    	

Terminal Dimensions

Panel-Mounted Enclosure



Enclosure for Harsh Environments



Brackets and Accessories



Wall Mounting Brackets
[Included with harsh terminal]



Positionable Bracket
[22020286]



USB Extension Kit
[30139559]



Ethernet Extension Kit
[30139562]



Mettler-Toledo, LLC
1900 Polaris Parkway
Columbus, OH 43240
Phone 800 638 8537

Subject to technical changes
© 04/2018 Mettler-Toledo, LLC
30254029 EN.A4

www.mt.com/IND570

For more information